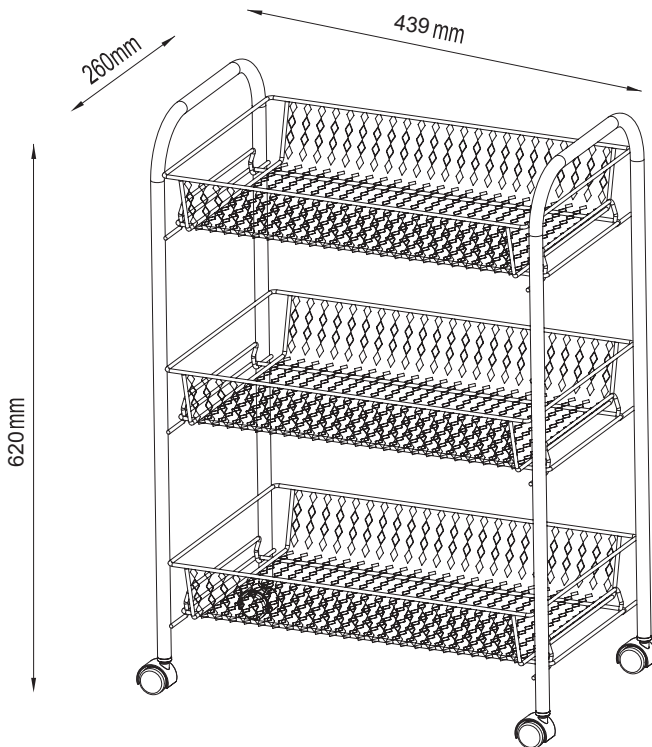


living & co.

3 Tier Bathroom Trolley



INSTRUCTION MANUAL

The maximum weight of this product can load 5 kgs per basket.

AFTER SALES SUPPORT

☎ (NZ) 0800 422 274

Important Safety Instructions

RETAIN MANUAL FOR FUTURE REFERENCE. Read all instructions carefully before assembly. Failure to follow these warnings and instructions could result in serious personal injury, damage in the unit or both.

WARNING:

- Distribute weight evenly on all baskets.
- Carefully places items on the baskets. Do not drop or throw items on the baskets.
- Always use caution when installing and moving, please check if the wheel is unlocked when moving the cart.
- All the accessories are not toy, please keep away from children.

Assembly Details

2

mins

Approximate Assembly Time



1 person assembly

Floor Area:

1x1 meters

Required Assembly Space

AFTER SALES SUPPORT **(NZ) 0800 422 274**

Tips Before you Start

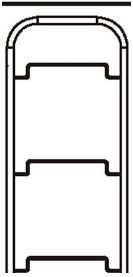
1. Please check that all parts are present before you start the assembly of your furniture.
2. For ease and speed of assembly, we recommend that before you commence each step of the assembly, that you identify all the parts required for that step.
3. For larger items, please ensure that you have sufficient space and people (as indicated on page 2) to assemble your product safely.
4. We recommend that, where possible, all items are assembled near to the area in which they will be placed in use, to avoid moving the product unnecessarily once assembled.
5. For the protection of your furniture, we recommend that the product is placed on a protected surface during assembly to prevent any damage.
6. During assembly please take care not to over-tighten any fittings, as this may damage the product. Do not use power tools.
7. Always place the product on a flat, steady and stable surface.
8. Do not stand on the product. Do not use the product as a stepladder.
9. This product is intended for indoor, household use only as it is a non-industrial product.
10. Please use caution and care when lifting the product to avoid personal injury and/or product damage.

Care and Maintenance

- Please periodically check all fittings and re-tighten as necessary.
- To avoid scratching the product, it is recommended that assembly is carried out on a soft/smooth area.
- The trolley can be cleaned by wiping with a damp cloth and drying with a soft dry cloth.

3


Part Name



A X 2PCS



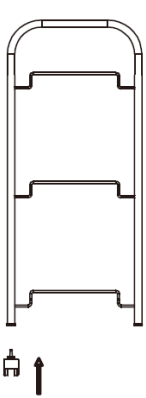
B X 4PCS



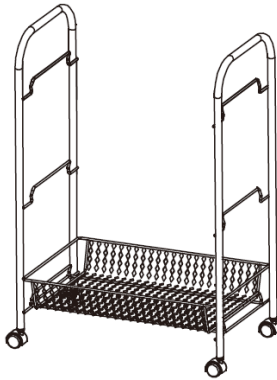
C X 3PCS

4

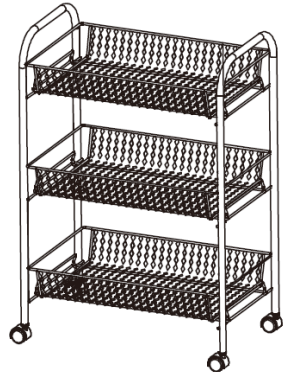
Assembly



1



2



3

AFTER SALES SUPPORT

 **NZ** 0800 422 274



living & co.

Warranty

We pride ourselves on producing a range of quality products that are both packed with features and completely reliable. We are so confident in our products, we back them up with a one-year warranty.

Now you too can relax knowing that you are covered.

Customer Helpline NZ: 0800 422 274
This product is covered by 1 year warranty
when accompanied by proof of purchase.

AFTER SALES SUPPORT

  **0800 422 274**